



Whiteboard Projection Screen

WhiteBoardScreen™ Universal Series

User's Guide

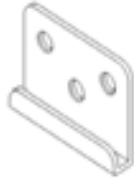


Parts List for WhiteBoardScreen Universal

Please make sure all parts listed below are included before proceeding with installation.



a



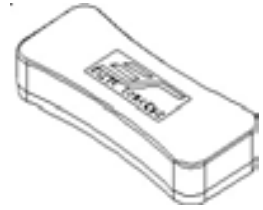
b




c



d



e



f



g



h



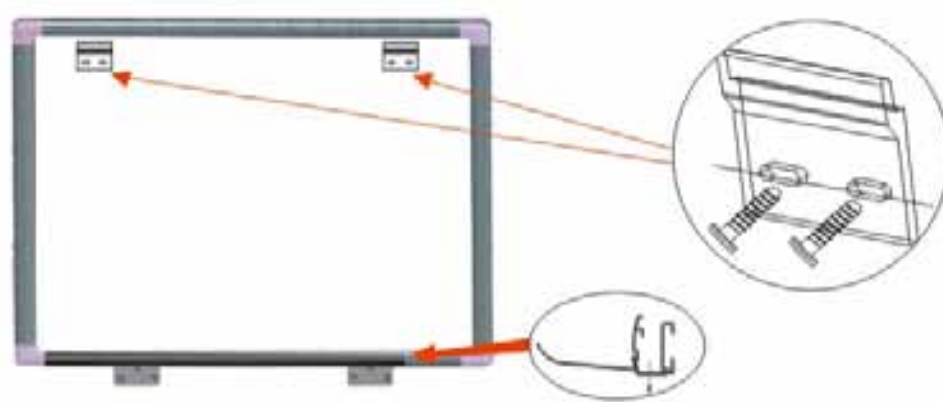
i

Parts List	QTY
a. Wall screws	12
b. Bottom hanging brackets	2
c. Hollow wall (drywall) anchors	12
d. Top hanging brackets	2
e. Eraser	2
f. Dry-erase markers	2
g. Cleaning solution	1
h. M3 Phillips screws	3
i. Tray	1

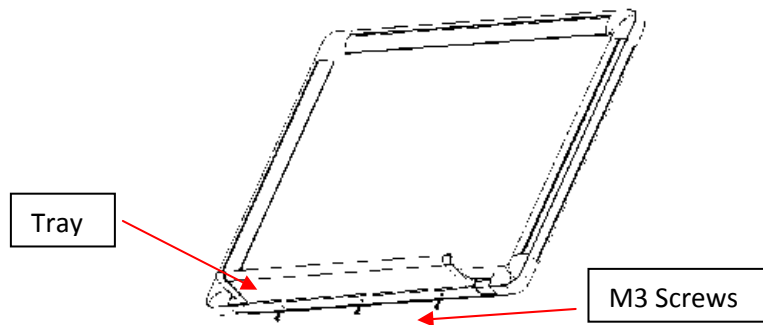
Note: The WhiteBoardScreen Universal Series eraser should only be used for the Elite Screens Whiteboard.

Installation

1. Mark the location of where the WhiteBoardScreen™ Universal will be installed and drill your holes for all of the Top Hanging Brackets (d). Once the holes have been drilled, insert and screw the wall screws (a) as shown below. It is strongly recommended to install the WhiteBoardScreen™ Universal on wood studs for added stability. If the location does not have wood studs, then use the included hollow wall (drywall) anchors (c).

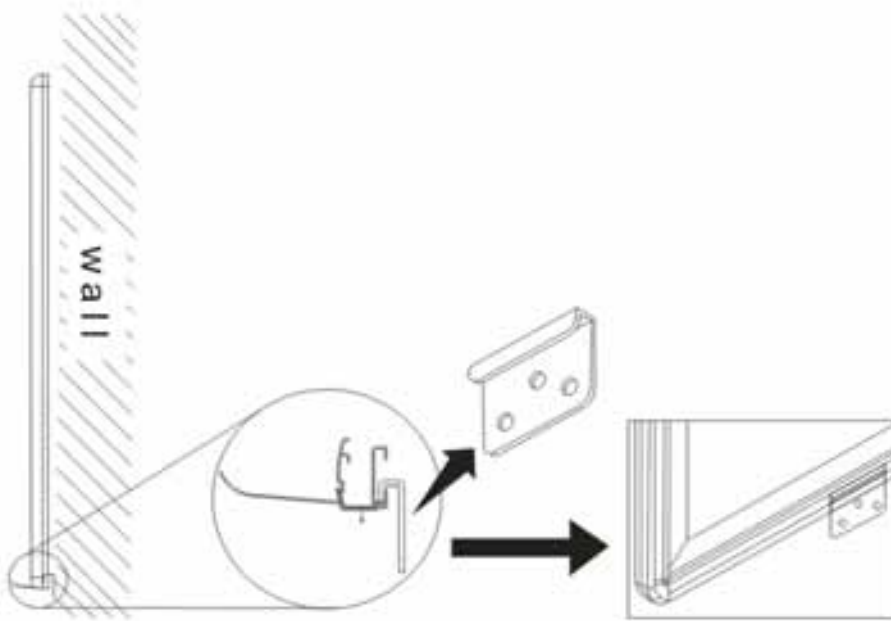


2. Next, attach the **tray** (i) to the bottom of the WhiteBoardScreen™ with the three **M3 SCREWS** (h) as shown below.



3. Hang the WhiteBoardScreen™ Universal on the **Top Hanging Brackets** (d), making sure the top lip inserts into the rail on back of the frame

- Next, attach the **Bottom Hanging Brackets** (b) to the bottom frame, again making sure the lip of the bracket inserts in the rail.

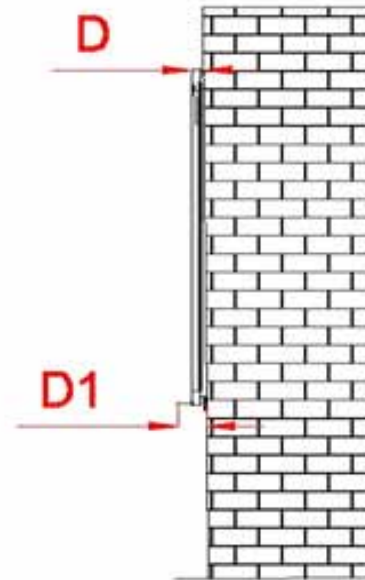
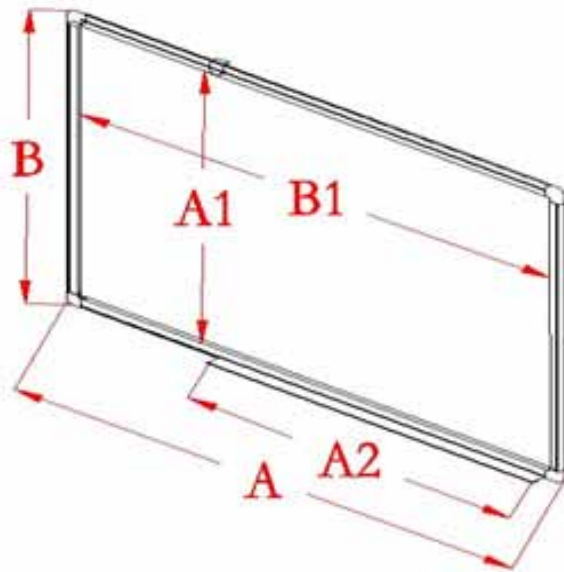


- Drill and insert the **Hollow Wall Anchors** (c) into the drilled holes, and then screw the bottom hanging bracket to the wall.



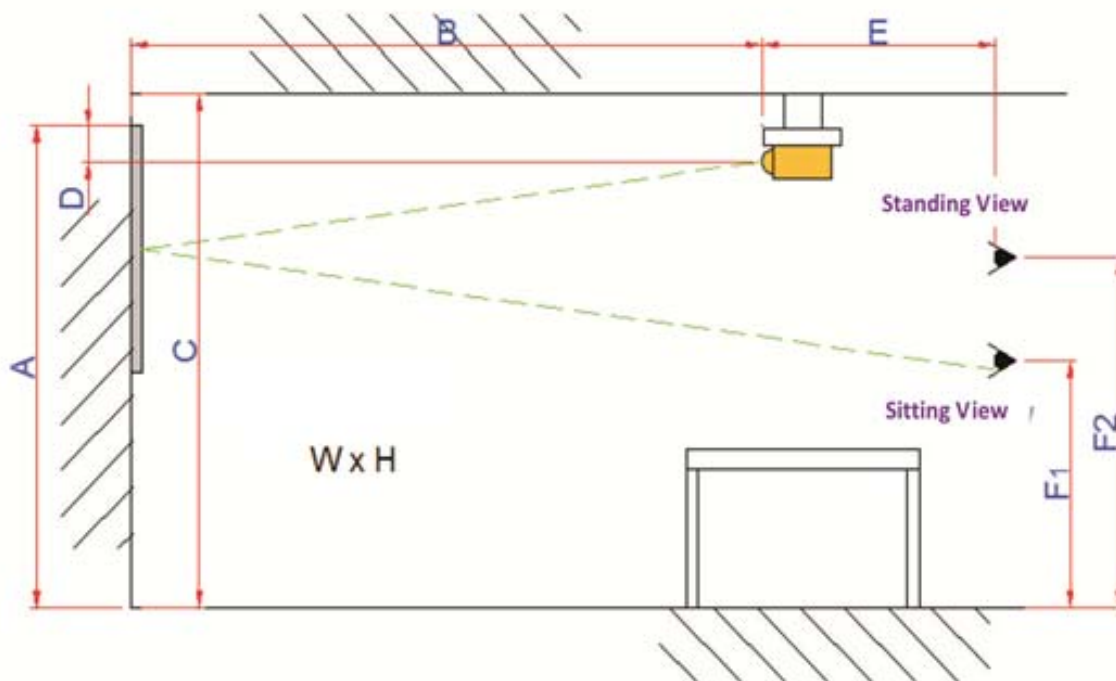
WhiteBoardScreen™ Universal Dimension Table

Unit mm									
Models	Diagonal & Ratio Size	Case Length (A)	View Width (B1)	Tray (A2)	View Height (A1)	Overall Height (B)	D	D1	N.W (KGS)
WB58VW	58" (4:3)	1216	1175	1100	883	937	20	69	7.5
WB77VW	77" (4:3)	1606	1564	1450	1175	1216	20	69	11.32
WB87XW	87" (16:10)	1914	1874	1800	1175	1216	20	69	15.72
WB94HW	94" (16:9)	2120	2081	2000	1175	1216	20	69	16.9
Unit inch									
Models	Diagonal & Ratio Size	Case Length (A)	View Width (A1)	Tray (A2)	View Height (B1)	Overall Height (B)	D	D1	N.W. (LBS)
WB58VW	58" (4:3)	47.9	46.3	43.3	34.8	36.9	0.8	2.7	16.6
WB77VW	77" (4:3)	63.2	61.6	57.1	46.3	47.9	0.8	2.7	25
WB87XW	87"(16:10)	75.4	73.8	70.9	46.3	47.9	0.8	2.7	35
WB94HW	94" (16:9)	83.5	81.9	78.7	46.3	47.9	0.8	2.7	37



Overhead Projector Installation

Unit: mm									
Models	Overall Width (W)	Overall Height (H)	Installation Height (A)	Suggested Projection Distance (B)	Ceiling Height (C)	Suggested Offset (D)	Viewer Distance (E)	Sitting View Height (F1)	Standing View Height (F2)
WB30VW	610.0	457.2	2340	1500-2500	2500	174	1200	1200	1700
WB58VW	1178.0	884.0	2340	1950-2950	2500	130	1200	1200	1700
WB77VW	1565.0	1174.0	2340	2750-3750	2500	174	1200	1200	1700
WB87XW	1874.0	1174.0	2340	2750-3750	2500	174	1200	1200	1700
WB94HW	2081.0	1170.0	2340	3200-4200	2500	29	1200	1200	1700
Unit: Inches									
Models	Overall Width (W)	Overall Height (H)	Installation Height (A)	Suggested Projection Distance (B)	Ceiling Height (C)	Suggested Offset (D)	Viewer Distance (E)	Sitting View Height (F1)	Standing View Height (F2)
WB30VW	24.0	18.0	92.1	59-98.4	98.4	6.9	47.2	47.2	66.9
WB58VW	46.3	34.8	92.1	76.8-116.1	98.4	5.1	47.2	47.2	66.9
WB77VW	61.6	46.2	92.1	108.3-147.6	98.4	6.9	47.2	47.2	66.9
WB87XW	73.8	46.2	92.1	108.3-147.6	98.4	6.9	47.2	47.2	66.9
WB94HW	81.9	46.0	92.1	126-165.3	98.4	1.1	47.2	47.2	66.9



Warranty Policy

- **Two (2) Year** parts and labor warranty from defects in workmanship from purchase date as follows (except for refurbished units as specified below).
- **Three (3) Year** parts and labor warranty from defects in workmanship for **GEMR** (Government, Educational, Military, & Religious) purchases of new product only.
- **Refurbished Units** carry a **90-DAY** parts and labor warranty.
- Each party will be responsible for one way shipping during the warranty period.
- A **RMA (Return Merchandise Authorization) number** must be issued in order to process a replacement or to authorize a return for warranty repair. Elite Screens will, at its sole option replace or repair the defective unit with a replacement *(see exceptions below) after the defective unit or parts have been received. Once the product is received, Elite Screens will send out a replacement *unit to the customer by ground service (subject to inventory availability).
- **Do Not Return Any Unauthorized Items to Elite Screens, as they will be refused and returned at your expense. The RMA Number must be included on the outside label of your shipping box. Our warehouse is not authorized to accept returns without an RMA number on the shipping label.**
- **RMA Numbers are valid for 45 days from the date issued.**
- **Missing Parts** must be reported within 7 days of receipt. If reported after 7 days, the customer will be responsible for shipping and handling fees. If reported after 30 days of receipt, the customer will be responsible for cost of parts and shipping & handling fees.

*A New or refurbished replacement will be send out to the customer depending on the type of purchase (new or refurbished) and based on stock availability.

North America only U.S. and Canada

For Warranty and Service requests, please submit an RMA/Service Form at:

www.elitescreens.com/warrantysupportform

Please visit this link for full Warranty information:

www.elitescreens.com/warranty

For Customer Service and Technical questions, please contact Elite Screens at:

Telephone: (877) 511-1211

service@elitescreens.com

Fax: (562) 926-8433

techsupport@elitescreens.com

REMEMBER TO REGISTER YOUR PRODUCT AT:

WWW.ELITESCREENS.COM

Contact Info

US & Canada Tech Support & Warranty Claim

Please contact us at service@elitescreens.com or call +1 877-511-1211 #3 or fax +1-562-926-8433

Europe Tech Support & Warranty Claim

Please contact us at service@elitescreens.eu or call +49-(0) 40-30392958

Asia Tech Support & Warranty Claim

Please contact us at service@elitescreens.com.cn or call +86-(0) 755-8461-7989

Taiwan Tech Support & Warranty Claim

Please contact us at service@elitescreens.com.tw or call +866+2+8990-1999

America:

Elite Screens Inc

16410 Manning Way
Cerritos, CA 90703 USA
Tel: +1-877-511-1211
Fax: +1-562-926-8433
info@elitescreens.com
www.elitescreens.com

Europe:

Elite Screens Europe

Lübecker Straße 1
22087 Hamburg, Germany
Tel: +49-4030392494
Fax: +49-40-49219200
info@elitescreens.eu
www.elitescreens.eu

Asia:

Elite Screens China Corp.

Longxi Duimianling Industry Zone
Longcheng Longgang District,
ShenZhen Guangdong, China
Tel: +86-(0)755-8461-7989
Fax: +86-(0)755-8461-7669
info@elitescreens.com.cn
www.elitescreens.com.cn

Elite Screens France S.A.S

11, Allée William Penn
92150 Suresnes, France
Tel: +33-1-45064735
Fax: +33-1-45064735
info.fr@elitescreens.com
www.elitescreens.com/fr

Taiwan:

Elite Screens Taiwan Corp.

4F., No. 42-1 Wuguan Rd. Wugu Township Taipei
County 248, Taiwan (Wugu Industrial Park)
Taiwan (R.O.C)
Tel: +886+2+8990-1999
Fax: +886+2+8990+1366
info@elitescreens.com.tw
www.elitescreens.com.tw

Latin America Contact:

info.la@elitescreens.com

East Asia Contact:

info.ea@elitescreens.com

India Contact

info.india@elitescreens.com

Japan Contact:

info.japan@elitescreens.com